


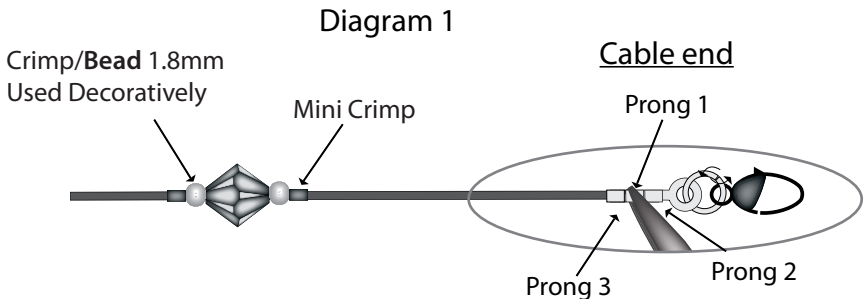
Code : **STCABEND** - End Fittings (.925) **Cable End (single strand)**. 

Works with 0.45mm up to 0.61mm diameter cable also works with 0.8mm diameter Diamond cut ball chain.

Finishing off a necklace or bracelet (attaching ends and a catch) is just as important as the arrangement of beads. The Cable End is a neat and professional component to finish off Crimping Style necklaces.

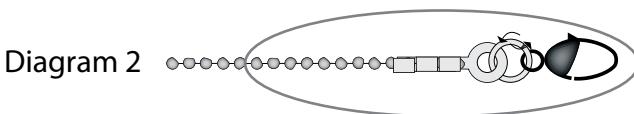
1. Place the Cable/Tigertail into the sleeve of the Cable end; Using Chain Nose pliers fold prong 1 first and then, 2 and 3 over the Cable/Tigertail. Nudging the prongs from the sides and then squeezing the top and bottom to create a firm attachment evenly around the Cable/Tigertail. A final squeeze across the top and bottom for super security if necessary.

Diagram 1



Instruction for ball chain only

2. The same technique applies to using the Cable End with Ball chain, except the squeezing has to be far gentler, as a connection is made far sooner, and too much of a hard a squeeze could result in cutting through the chain. Prong three should be nudged gently into position so as not to push the chain out of line.



3. Attach a Jump ring and a catch, to the eye of the Cable end. Attach a further cable end and jump ring to the other end of your chain.

Diagram 2